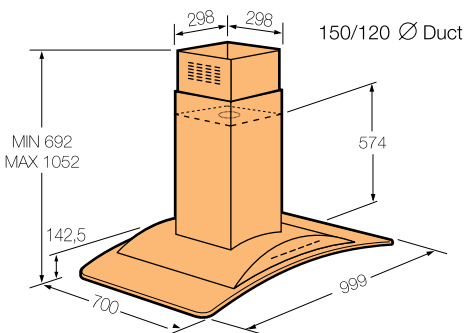


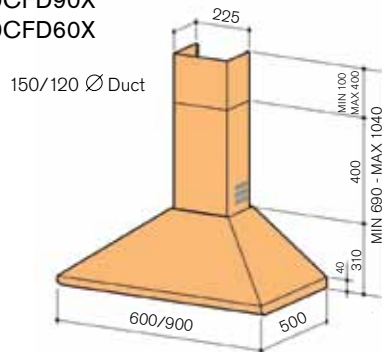
Hoods

Model Number	6CFT-90ViSLA	9CFV92X	9CFV62X	9CFD90X	9CFD60X	7CFE-130iX
Hood Specification	100cm	90cm	60cm	90cm	60cm	60cm
No. of motors	1	1	1	1	1	1
Control type	Electronic	Electronic	Electronic	Push	Push	Slider
Electronic speed control	▪	▪	▪	▪	▪	▪
Extraction & recycling option	▪	▪	▪	▪	▪	▪
Metal grease filter	▪	▪	▪	▪	▪	▪
Synthetic grease filters	▪	▪	▪	▪	▪	▪
Hob illumination	x4 Halo	x2 20W	x2 20W	x2	x2	x2
Carbon filter	Optional	Supplied	Supplied	Supplied	Supplied	Optional
Ducting dimensions (mm)	150/120	150/120	150/120	150/120	120	120
Performance data						
Fan speeds	3	3	3	3	3	3
Extraction rate (CECED) m3/h max	830m3/h	830m3/h	830m3/h	610m3/h	610m3/h	210m3/h
Noise maximum setting dB(A)	69dB(A)	69dB(A)	69dB(A)	68dB(A)	68dB(A)	58dB(A)
Installation						
Min height from gas hobs (mm)	650	650	650	700	650	700
Min height from electric hobs (mm)	550	550	550	650	550	650
Min height from induction hobs (mm)	400	400	400	400	400	400
Dimensions						
Maximum height (mm)	1052	1074	1074	1080	1080	400
Minimum height (mm)	692	594	594	700	700	n/a
Width (mm)	999	900	600	900	600	599
Depth (mm)	700	500	500	500	500	270
Packed H/W/D (mm)	555/1065/775	570/950/460	570/455/955	560/960/380	560/655/375	330/665/485
Net weight (kg)	28.65	19	19	13	11.5	9
Gross weight (kg)	40.9	23	23	15	12.5	11
Electrical Connection						
Total connected load (kW)	0.33	0.370	0.370	0.215	0.205	0.16
Connection	220-240V/50Hz	230V/50Hz	230V/50Hz	230V/50Hz	230V/50Hz	230V/50Hz
Fuse rating (Amps)	13	10	10	13	13	13

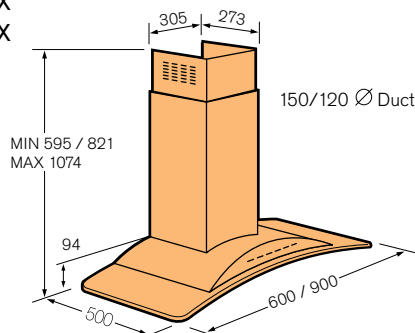
~6CFT-90VISLA



~9CFD90X
~9CFD60X



~9CFV92X
~9CFV62X



~7CFE-130iX

